

VICEM
YACHT FOR YACHTSMEN

CRUISER
100

Length Overall	106' 7" (32,50 m)
Length Hull —	100' 0" (30,50 m)
Length Waterline	93' 2" (28,40 m)
Beam _____	23' 11" (7,30 m)
Draft _____	6' 3" (1,90 m)

Construction.	Cold Molded Mahogany - West System Epoxy
Hull Type_____	V-Type Hard Chine - Semi Displacement Hull
Fuel Capacity_____	3.831 USG (14.500 lt)
Fresh Water Capacity_____	512 USG (1.940 lt)
Black & Grey Water Capacity	1.005 USG (3.800 lt)

Hull Design & Engineering_____	Vicem Yachts Design Team
Exterior Styling & Interior Design	Vicem Yachts Design Team
Certification / Registration_____	Rina C, ✶Hull, •Mach, Y Pleasure Class Malta Commercial Yacht Code / Malta Flag

Engines _____	Twin Caterpillar C32 Marine Diesel
Engine Power_____	2 x 1550 BHP (1140 kW) @ 2300 RPM
Maximum Speed____	21 Knots (Half Load Condition)
Cruising Speed_____	17 Knots (Half Load Condition)
Displacement (Dry)	253.533 lbs (115.000 kgs)
Max. Persons on Board	10 Guests + 5 Crew

Items and specifications are indicative only and Vicem Yachts reserves the right to modify, change or upgrade to meet quality standards.

CONSTRUCTION

- Superstructure and deck painting, epoxy undercoating, epoxy fairing compound, priming and polyurethane coating for all deck and deck parts' surfaces, choice of white or cream.
- Deck and housetop structure, with mahogany framing and beams.
- Carbon with epoxy located at high load areas.
- Deck exterior small parts: Wood and plywood cold molded parts for deck.
- Deck hull joint, fully glued and mechanically fastened.
- Deck lamination and sheeting, Fabrics for hull and deck sheeting to be E-glass biaxial 1 ply, with epoxy coating and lamination.
- Deck, main and superstructure: Wood and marine plywood cold molded deck with epoxy.
- General: Epoxy cold molded, hard chine, planning hull and cold molded plywood decks, superstructure and housetop.
- Hull general: Wooden cold molded hull with epoxy; strip and cross planked mahogany hull skin.
- Hull painting, boot top, priming and polyurethane coating for boot top, choice of colors.
- Hull painting, bottom, epoxy undercoating, epoxy fairing compound, epoxy barrier coating, anti-fouling paint for all bottom surfaces.
- Hull painting, topsides, epoxy undercoating, epoxy fairing compound, priming and polyurethane coating for all hull topside surfaces, choice of colors.
- Hull quarter guards and rub rails: Laminated wood cold molded with epoxy, painted.
- Hull structure, mahogany and hard wood stringers, framing, keelson, sheer, clamps, chine clamps, longitudinal stringers.
- Soles, structural, laminated marine plywood.
- Structural and watertight bulkheads, composite marine plywood with soundproofing for bulkheads and panels.
- Structural engine bed structure: Cold molded mahogany, laminated.

MECHANICAL AND PLUMBING

- Diesel main engines, Twin CAT 32, 1550 BHP @ 2300 RPM
- Diesel generator, Kohler, 28 Kw @ 50 Hz, 220/380V AC, 3 Phase (2).
- Bilge & lazarette exhaust blower, Gianneschi, 380V AC, 3ph, 50 Hz.
- Bilge pump switches, Waterwitch, 24V DC.
- Bilge pumps, ITT/Rule, zoned, submersible, automatic, 24V DC.
- Black & gray water tanks, baffled in high density polyethylene HDPE.
- Black & gray water tanks airvent filters, Sealand.
- Black & gray water tanks (main) discharge pumps, Gianneschi, 380V AC, 3ph, 50 Hz, with level indicator.
- Black & gray water tanks (crew) discharge pumps, Johnson Pump, 24 V DC, with level indicator.
- Chilled water air conditioning system, Cruisair, 216.000 BTU/hr with TWC tempering units & AT blowers.
- Electrical capstans, Lofrans, 24 V DC.
- Engine exhaust system, twin risers, dual chamber, SS tubing, high temperature silicon rubber connectors, s.s. isolation mounted, and discharge underwater.
- Engine instrumentation at helm, start/stop with electronic digital/analog displays.
- Engine mounts, CAT & ZF.
- Engine room exhaust and intake blowers, Gianneschi, 380V AC, 3ph, 50 Hz and 24V DC.
- Engine room faucet, fresh water.
- Engine room fire suppression and engine shut down system, Seafire.
- Engine throttle and gear shift controls, joystick assembly, ZF, two station, electronic with synchronizers.
- Engine transmission gear, ZF, 2050A, incorporated into CAT 32 1550 BHP.
- Fire dampers, Gianneschi, for engine room air intakes, remote controlled, 24V DC.
- Fire detection and Alarm System & Equipments.
- Fire extinguisher for galley, engine room and staterooms.
- Fire fighting and bilge pumps, Gianneschi, 24V DC (1) & 380V AC, 3ph, 50 Hz (1).

STANDART & OPTIONAL FEATURE

- Fresh water filters, Headhunter UV filter and General Ecology microfiltration system.
- Fresh water pumps, Gianneschi, Electronic Water Pressure System, 24V DC (1) & 380V AC, 3ph, 50 Hz (1).
- Fresh water pump, ITT/Jabsco, supply line of ice makers from bottled water.
- Fresh water regulator, Watts, for city water.
- Fresh water system, Kalde, engineered plastic piping and fittings.
- Fresh water tanks, baffled in high density polyethylene (HDPE).
- Fresh water wash down in bow and cockpit, ITT/Jabsco.
- Fuel filters, Racor, double water separators for engines, with metal bowls and water detection module.
- Fuel filters, Racor, single water separators for generators, with metal bowls and water detection module.
- Fuel piping, stainless steel with main remote electric actuated control valve, RINA Type approved.
- Fuel tanks, baffled in stainless steel 316L.
- Fuel transfer pump, Gianneschi, 24 V DC.
- Generator exhaust system, mufflers and gas water separators.
- Hot water circulation pump, Gianneschi, 380V AC, 3ph, 50 Hz.
- Hydraulic bow and stern thrusters, Trac 16', 65 hp.
- Hydraulic stabilizer system, Trac 300, with 9X fins and Winglet, zero speed.
- Hydraulic steering system, BCS, power assisted with autopilot connection points.
- Hydraulic windlass, Data, DZC 22000 HKR-16K, 316L grade stainless steel, with chain stoper.
- Oil change system, Reverso.
- Propeller shafts, 316 SS, with tapered coupling, direct connection, 100 mm diameter.
- Propellers, fixed pitch, 5 blade, NiBrAl, nickel-aluminium, bronze.
- Seacocks, exterior hull strainers for raw water intakes, Groco, bronze.
- Seacocks on thru-hulls below waterline with double clamped hoses, Groco, bronze,
- Seacocks, raw water strainers for pumps and intakes, Guidi Srl., nickel-plated bronze.
- Seacocks, valves on thru-hulls above waterline with clamped hoses, Groco, bronze.
- Shaft brackets, 316 L SS with rubber bearings.
- Shaft seals, Tides Marine, drip-less lip seals, spare seal installed.
- Shower drain boxes, custom made stainless steel with ITT/Rule submersible pumps, 24V DC.
- Steering rudders, stainless steel with stainless shaft and tiller arms with connecting rod, composite tube with bearings.
- Steering Wheel, varnished teak with stainless steel bars at wheelhouse helm station.
- Steering Wheel, stainless steel finish at flybridge helm station.
- Tank fills, for fuel, fresh water, grey and black water tanks, stainless steel, Whitecap.
- Tank level displays, touch panels for fuel, fresh water, grey and black water tanks level monitoring.
- Tank vented loops, ITT/Jabsco, on tanks airvents, overboard pump outs.
- Tank vents and level senders for fuel, fresh water, grey and black water tanks.
- Trim tabs, BCS, stainless steel with twin actuators double station, with indicators.
- Water heaters, Gianneschi, twin, 100 lt with 3 kw resistance, 380V AC, 3ph, 50 Hz.
- Water maker, Sea Recovery, 1400 gallons per day- 221 lph, 380V AC, 50Hz, 3 ph.
- Waste treatment plant, Hamann Super mini plus, 2118 lt/day, 230V AC, 50 Hz, 1 ph.

ELECTRICAL SYSTEMS AND EQUIPMENTS

- AC electrical system, 220/380 V AC, 50 hz, 3 phase.
- Alternator, engines, 24V DC- 120 amp.
- Alternator, generators, 12 V DC- 120 amp
- Batteries, Gel, 2 each 200 Ah for engines starting, 2 each 90 Ah for generators.
- Batteries, Gel Cell type, 12 each 720 Ah for service
- Battery boxes hold down straps and covers.
- Battery charger, Newmar, 100 amp, 24V (2) for service.
- Battery chargers, Newmar, genset, 30 amp 24V DC, engine 30 amp 24V DC
- Battery condition indicator, Newmar.
- Battery isolation, Mastervolt.

STANDART & OPTIONAL FEATURE

- Battery management panel, AC ship' system panel.
- Battery switch, Perko, emergency paralleling.
- Bonding system, all metal parts below water line.
- Bonding system, Tecnoseal, zinc anodes.
- Cable master, Glendining, 50A, 75 ft.
- Circuit breaker panels.
- Circuit breakers, 12V DC, 24V DC, 220V AC and 380V AC.
- Compass, Ritchie, (2) located at helm consoles.
- DC Electrical system, 12V DC, 24V DC.
- DC-DC Converters, Newmar, 12-24V DC, 32 A.
- Dimmers on staterooms, Cantalupi.
- Engine room and lazarette lights, Hella Marine, 24V DC.
- Flood lights Lumitech (12).
- Grounding plate, Guest.
- Inverter, Newmar, 3000 Watt.
- LED courtesy lights, Cantalupi, Macro Q36.
- LED exterior and heads ceiling lights, BCM, Calipso and Samos.
- LED overhead lights, Cantalupi, TAP CLL and TIP CLL.
- LED reading lights, BCM, Mini Stilo.
- LED rope and linear lumaflex lights.
- LED step lights, Cantalupi, Lecce 43.
- Navigation lights, Lopolight, LED, 24V DC.
- Outlets and switches, Vimar.
- Searchlight, ACR Electronics, ACR RCL-300A, 24V DC, remote, twin.
- Shore power cables and inlets, Hubbell, twin, 50 amp with 75 ft cable, yellow.
- Shore power isolation transformer.
- Underwater lights, Cantalupi, (9).
- Windshield wipers, Exalto, triple, 24V DC, auto parking and fresh water wash, manual.
- Wire fittings, marine grade, terminals, connectors, fuses, fittings and conduit.
- Wiring, marine grade, tinned copper.

ELECTRONICS SYSTEMS

- Camera, Raymarine, T350, thermal.
- Cameras, Raymarine, CAM50 & CAM 100, PAL
- Command centre keyboard (Wired), Raymarine, G-Series.
- Command centre keyboard with wireless base station, Raymarine, G-Series.
- Depth, speed and wind transducer pods, Raymarine, ST70.
- Digital sounder module, Raymarine, DSM300.
- EPIRB, ACR, Rib35
- Glass bridge monitor (17") and Europe version processor module, Raymarine, G-Series.
- GPS Receiver, Raymarine, Raystar 125 plus.
- GMDSS, ICOM, 1600E
- Hailing Horn, Raymarine.
- HD digital 48" open array radar scanner with 4kW pedestal, Raymarine (includes Vcm100)
- Instrument display and instrument keypad, Raymarine ST70+.
- Multifunction display (14"), Raymarine, E-Series, E140W.
- Power pilot keypad, Raymarine, ST70+.
- SART, ACR, Pathfinder 3
- Sat TV antenna system, Raymarine, 60 STV-EU premium, quad LNB skew control
- Smart pilot core pack, Raymarine, Spxsol.
- Navtex, JMC, NT-1800
- Yacht Trek

STANDART & OPTIONAL FEATURE


ENTERTAINMENT SYSTEMS

- Salon; Samsung 55D8000 55" 3D LED TV, Yamaha RX-V667 AV Receiver, Yamaha BD-S667 Bluray Player, WD Live Media Player, Sonos ZP90 Zone Player, Sonos WD100 Ipod Dock, Atlanta 800HD Sat Receiver, Speaker Craft CR8-Two Speakers (5), Speaker Craft 8.2BAS Subwoofer, Digitus DS-42300 HDMI Splitter, Access Point 54Mbps, Philips Pronto TSU9600 Touch-Screen Remote, Philips Pronto RFX9600 Extender, WD My Book Live 2TB Harddisk, 3COM 16-Port Ethernet Switch, Turkcell 3G Modem.
- Cockpit and flybridge; Sonos ZP120Zone Player, Access Point 54Mbps, Bose Model 131 Speakers (6).
- Wheelhouse; Sony CDX-GT690UI CD Player, Speaker Craft CR6- Zero Speakers (2).
- Master cabin; Samsung 40D8000 40" 3D LED TV, Samsung MM-C430D Micro System, Atlanta 800HD Sat Receiver, WD My Book Essential 3TB Harddisk, Bowers & Wilkins CCM65 Speakers (2), Access Point 54 Mbps.
- Port & VIP guest cabins; Samsung UN32D6000 32" 3D LED TV, Samsung MM-C430D Micro System, Atlanta 800HD Sat Receiver, WD My Book Essential 3TB Harddisk, Bowers & Wilkins CCM65 Speakers (2).
- Starboard guest cabins; Samsung 22C4000 22"LED TV, Samsung MM-C430D Micro System, Atlanta 800HD Sat Receiver, Bowers & Wilkins CCM65 Speakers (2).
- Crew Mess; Samsung 22C4000 22"LED TV, Samsung MM-C430D Micro System, Atlanta 800HD Sat Receiver, Speaker Craft CR6- Zero Speakers (2).

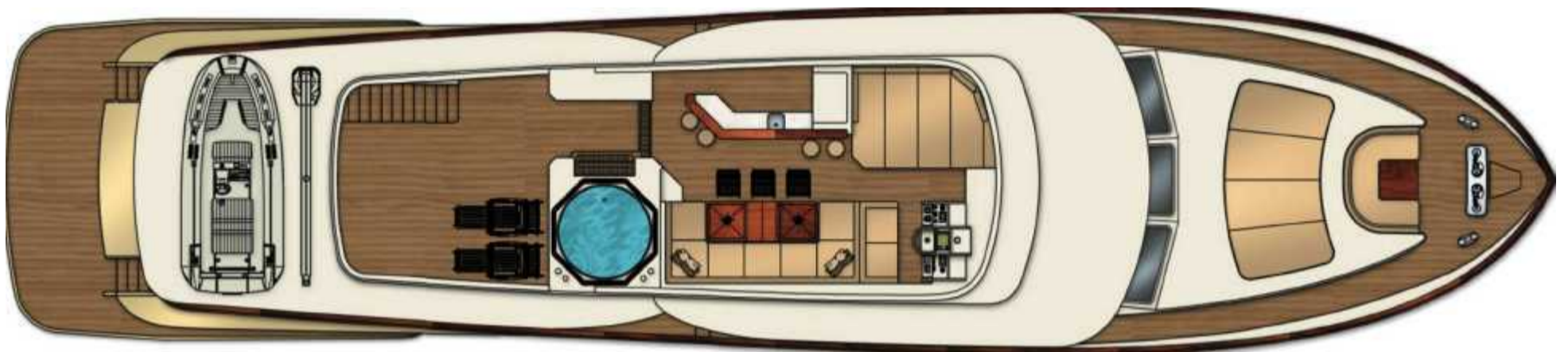
EXTERIOR OUTFIT DECK HARDWARE AND CARPENTRY

- All hardware chromed brass or stainless steel.
- Anchor chain locker, self-draining, with access hatch.
- Anchor chains and swivels, 150m.
- Anchors, Pool N type, stainless steel, twin (140kg and 190kg).
- Boat hook, mahogany, varnished.
- Chocks, cleats, bollards, fairleads and scuppers, stainless steel.
- Cockpit cover, waterproof.
- Cockpit Shower, recessed.
- Company brand mark, on deck, stainless steel.
- Cushions and seating, soft foam and fabric.
- Docking equipment, lines fenders, fender covers.
- Engine room air intake/discharge vents, stainless steel.
- Flagstaff and flagstaff holders, stainless steel for bow and cockpit.
- Grab rails, stainless steel.
- Hydraulic windlass, Data, DZC 22000 HKR-16K, 316L grade stainless steel, with chain stoper.
- Hull identification mark (HIN).
- Hull windows, in all lower deck cabins.
- Garage air discharge vents.
- Lockers, aft deck storage.
- Quarter guard, laminated wood with painted finish.
- Rub rails (Gunwales) laminated mahogany wood.
- Settee, bench, with storage underneath.
- Side doors, pantographic.
- Sun awnings, for wind shields.
- Swim ladder, stainless steel.
- Swim platform, laminated wood with painted finish, teak flooring.
- Teak decking, at main and side decks.
- Teak decking, in cockpit and flybridge.
- Tender crane, 600 kg capacity.
- Transformer swim platform, Opacmare, 3382/40.
- Hydraulic windlass, Data, DZC 22000 HKR-16K, 316L grade stainless steel, with chain stoper.
- Windows, tempered and direct glazed.

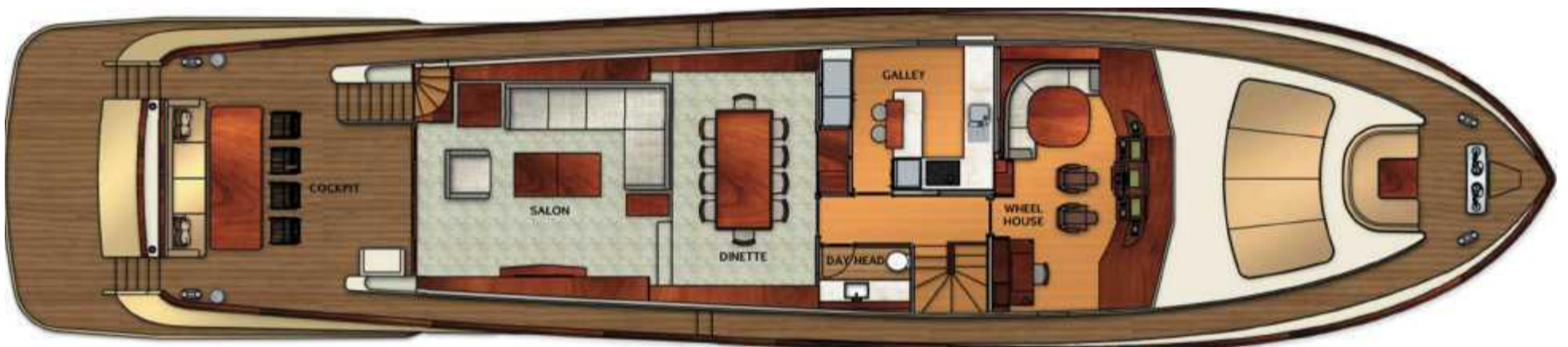
STANDART & OPTIONAL FEATURE



PROFILE



FLYBRIDGE DECK



MAIN DECK



LOWER DECK

GENERAL LAYOUT

FLYBRIDGE

- Additional ice-maker, drawer refrigerator, built-in cooling box and double electric grills on flybridge.
- Countertop and sink, Corian.
- Covers, waterproof, for equipment-grill, helm chairs, crane, helm panel and table.
- Cushions and seating, foam and fabric.
- Faucet, sink, single lever, pop up drain on P-trap, chrome.
- Flybridge table with gas cylinder stand.
- Helm station, equipped with electronics, helm panel, indication, controls and double standart helm seat.
- Safety rails, stainless steel.
- Settee, with storage.
- Jacuzzi top.

COCKPIT

- Additional refrigerator on cockpit.
- Countertop, Corian.
- Covers, waterproof, for table and aft curtain.
- Cushions and seating, foam and fabric.
- Cockpit table with stainless steel gas piston with 2 columns.
- Safety rails, stainless steel.
- Settee, with storage.

COMMON INTERIOR FEATURES

All custom handmade mahogany interior with satin finish.

Cabin doors, veneered panels with solid frame, satin chrome door hardware, magnetic door stoppers.

Carpet flooring for all staterooms with wood frames.

Decor package, bed spreads, pillow shams, pillows for staterooms.

Decor package, fabrics, seats, settees, throw pillows for salon and staterooms.

Door hardware and handles, Scwepper, Valli & Valli.

Door locks, handles, holders and strike plates.

Drawers, veneer panel with frames, slides, self-closing stops.

Furniture hardware Blum, Hettich, Hafele, Hahn, Soss, Soutcho, Razeto Casaretto, Gemlux.

Hardware, stainless steel and satin chrome.

Hatches, deck, watertight hatch.

Headlining, leather.

Hinge systems, magnetic catches, gas pistons, handle latches.

Insect screens, removable for opening port lights.

Lights, down lights, accent lights, spot lights, indirect, 24V DC.

Lights, LED and incandescent, down lights, accent lights, indirect 24V DC.

Lights, reading over berths, 24V DC.

Mahogany glass holders, custom made.

Painted interior, hidden surface areas below lockers, berth and furniture.

Port lights, stainless steel, with screens, hull and deck.

Sole, wood flooring, satin finish.

Varnish, marine varnish, matt finish.

Wall coverings, veneer, painted panels.

Sliding door systems.

Standard decor curtains for main salon and staterooms.

Wall and ceiling panel mounting systems, Fastmount.

Wall and overhead leather panels.

Walls fabric and wallpaper covered.

STANDART & OPTIONAL FEATURE

SALON / DINING AREA / WHEELHOUSE

- Bottle and glass storage.
- Coaches, for salon.
- Countertop lockers.
- Dinette table, with 10 chairs, special designed.
- Drawers, cutlery and storage.
- Full storage cabinet, with shelf systems for glass, bottle, dinner set.
- Helm station, fully equipped with electronics, helm panel, indication, controls and leather helm seats (2).
- Special ceiling details, with concealed lighting.
- Special leather fabric flooring, for wheelhouse.
- Sliding door system, custom made mahogany covered stainless steel.
- Telescopic pedestal, for wheelhouse table, stainless steel.
- TV lift, for salon.
- Wine climate cabinet, Gaggenau Vario Rw 414 260, fully integrated with glass door, 220V AC 50Hz.

GALLEY

- Cabinets, under-countertop and over-countertop with shelves and drawer systems.
- Combo-microwave oven, Gaggenau Bm 271 110, stainless steel-backed full glass door, 220V AC 50Hz.
- Dishwasher, Gaggenau Df 461 161, fully integrated, 220V AC 50Hz.
- Flooring, Amtico.
- Freezer, Gaggenau Vario Rf 461 200, fully integrated, 220V AC 50Hz.
- Furniture, Lacquered paint finishes.
- Glass ceramic cooktop, Gaggenau Ce 273 112, stainless steel frame, 220V AC 50Hz.
- Kitchen Mixer, Hansgrohe Axor Citterno 39840000, semi-pro single lever, Dn15 chrome.
- Oven, Gaggenau Eb 385 110, stainless steel, 220V AC 50Hz.
- Refrigerator, Gaggenau Vario Rc 472 200, fully integrated, 220V AC 50Hz.
- Sink, Franke Peak PkxII028, satin finish.
- Sink basket, Franke Peak Px-70s, satin finish.
- Sink shelf, Franke Peak Px-28s.
- Sink wooden cutting plate, Franke Peak Px-40s.
- Special ceiling details, with concealed lighting.
- Trash compactor, Broan 15xessexf.
- Wall-mounted hood, Gaggenau Aw 220 170, stainless steel, 220V AC 50Hz.

DAY HEAD

- Accessories, paper holder, towel rack, rings, hooks, chrome.
- Basin Mixer, Hansgrohe Axor Citterno 39034000, single lever with high spout, Dn15 chrome.
- Countertop, for head, marble.
- Head, Tecma Privilege, 24 V, with bidet shower function and premium control panel, soft closing system.
- Head overheads lacquered painted, walls marble finish.
- Sink, custom made marble with special drain detail.
- Storage, with lockers and drawers.

STAIRCASE AND HALLWAY

- Escape hatch, with roof ladder system, stainless steel.
- Overhead panels, leather.
- Special design staircase area, with colored tempered glass finish and glass/stainless steel hardware.
- Walls, glass and wallpaper.
- Washer & Dryer, Ariston ARML129, for stateroom use only.

STANDART & OPTIONAL FEATURE

MASTER STATEROOM

- Accessories, paper holder, towel rack, rings, hooks, chrome.
- Basin mixer, Dornbracht Mem 20713785, three-hole with individual rosettes, projection platinum mat.
- Berth, island king with lift up storage, upholstered headboard.
- Countertop, for head, marble.
- Hand shower basic and finish set, Hansgrohe Axor Starck 10651000, Dn15 chrome.
- Hanging lockers, lines with shelves and micro switch for LED closet light.
- Head, Tecma Privilege, 24 V, with bidet shower function and premium control panel, soft closing system.
- Head overheads, lacquered painted, walls marble finish.
- Long shelf, Hansgrohe Axor Starck 40873000, chrome.
- Long shelf basic set, Hansgrohe Axor Starck 40878180.
- Mattress foam, premium quality.
- Mirror, premium decor glass.
- Night stands, with storage.
- Overhead panels, leather.
- Safe.
- Shower heaven, Hansgrohe Axor Starck 10625800, without lighting steel, Dn20.
- Shower stall, marble with special drain detail.
- Shut-off valve kit and basic module, Hansgrohe Axor Starck 10972000, chrome.
- Sinks, marble with special drain detail (x2).
- Storage in head, with lockers and drawers.
- Thermostat module basic and finish set, Hansgrohe Axor Starck 10751000, Dn20 chrome.
- Walk in closet, with special shelve systems.

PORT AND FORWARD VIP STATEROOMS WITH HEADS

- Accessories, paper holder, towel rack, rings, hooks, chrome.
- Basin mixer, Hansgrohe Axor Citteno 39034000, single lever with high spout, Dn15 chrome.
- Berth, island queen with lift up storage, upholstered headboard.
- Countertop, marble, for head.
- Hand shower, Hansgrohe Axor Citteno 28519000 Raindance S 150 Air 3jet (chrome) and shower support.
- Hanging lockers, lines with shelves and micro switch for LED closet light.
- Head, Tecma Privilege, 24 V, with bidet shower function and premium control panel, soft closing system.
- Head overheads, lacquered painted, walls marble finish.
- Mattress foam, premium quality.
- Mirror, premium decor glass.
- Night stands, with storage.
- Overhead panels, leather.
- Safe.
- Shower module basic and finish set, Hansgrohe Axor Starck 28491000, Dn15/Dn20 chrome.
- Shower stall, marble with special shower detail
- Shower stall, with tempered full glass door and hardware finish.
- Sink, marble with special drain detail.
- Storage in head, with lockers and drawers.

STARBOARD GUESTROOMS WITH COMMON HEAD

- Accessories, paper holder, towel rack, rings, hooks, chrome
- Basin mixer, Hansgrohe Axor Citteno 39034000, single lever with high spout, Dn15 chrome.
- Bunk beds, upholstered headboard.
- Countertop, for head, marble.
- Hand shower, Hansgrohe Axor Citteno 28519000 Raindance S 150 Air 3jet (chrome) and shower support.
- Hanging lockers, lines with shelves and micro switch for LED closet light.
- Head, Tecma Privilege, 24 V, with bidet shower function and premium control panel, soft closing system.
- Head overheads, lacquered painted, walls marble finish
- Mattress foam, premium quality.
- Overhead panels, leather.
- Shower module basic and finish set, Hansgrohe Axor Starck 28491000, Dn15/Dn20 chrome.
- Shower stall, marble with special shower detail.
- Sink, with special drain detail.
- Storage in head, with lockers and drawers.

CREW MESS

- Accessories, paper holder, towel rack, rings, hooks, chrome.
- Berths and bunk beds with storages.
- Countertops, for heads, corian.
- Dryer, Siemens WT46W561.
- Electric cooktop, Siemens Domino Et375gflle, stainless steel, 220V AC 50Hz.
- Faucets, chrome.
- Hanging lockers, lines with shelves and micro switch for LED closet light.
- Head, Tecma Privilege, 24 V, with bidet shower function and premium control panel, soft closing system.
- Mattresses, foam.
- Microwave oven, Siemens Hf15m561, Stainless steel, 800W, 17 Lt, 220V AC 50Hz.
- Refrigerators, Isotherm Cr130 Inox, 24V DC (2).
- Sinks, under counter mount, stainless steel.
- Storage in heads, with lockers and drawers.
- Telescopic pedestal, for crew table, stainless steel.
- Washer, Siemens WM145763TR-IQ700.

VIC
THE YACHT FOR YACHTSMEN

CRUISER
100


VICEM
THE YACHT FOR YACHTSMEN



* The Photo belong to Vicem 92 Cruiser.

USA Sales Office
Fort Lauderdale / USA
Phone: +1 (954) 7130737

Head Quarter
Istanbul / Turkiye
Phone : +90 (216) 3940450

Europe Sales Office
La Spazia / Italy
Phone: +31 (0187) 778108

www.vicemyacht.com